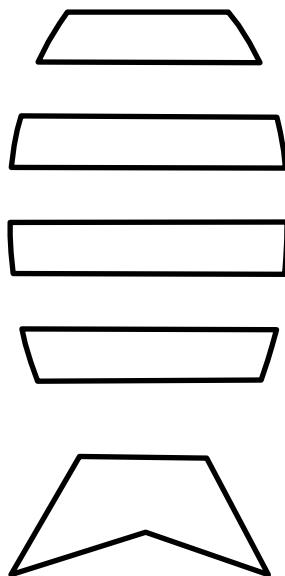
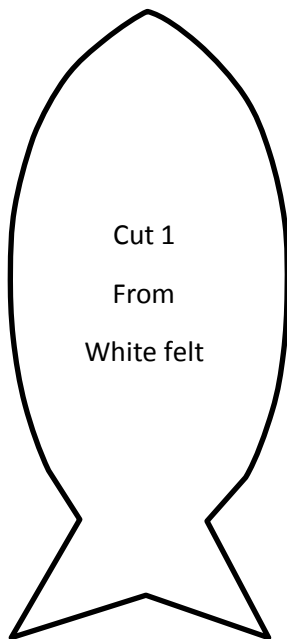
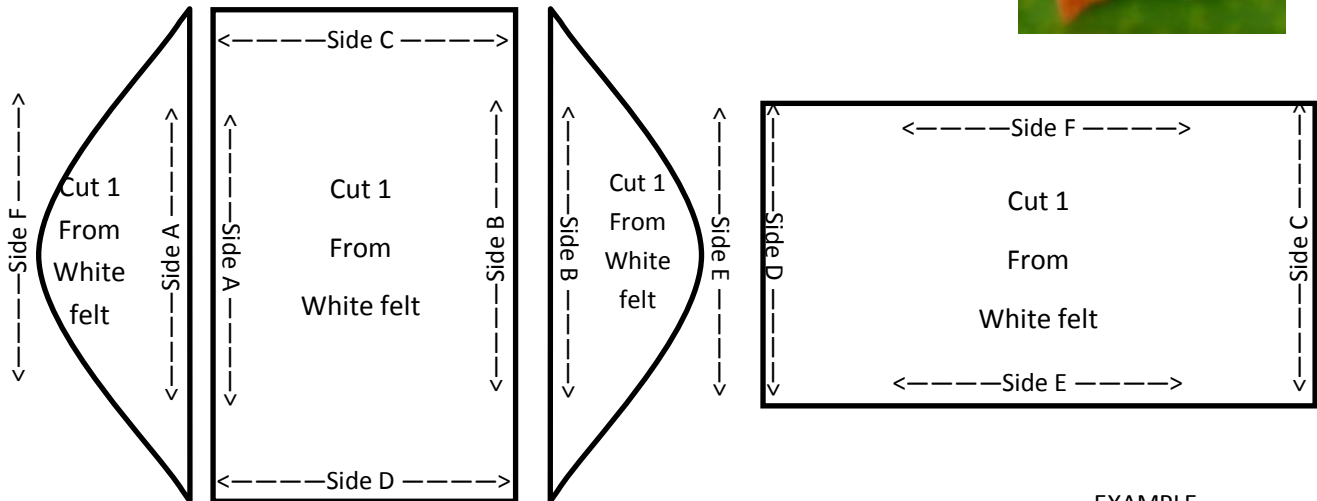


# *Felt Sushi*




# Felt Sushi




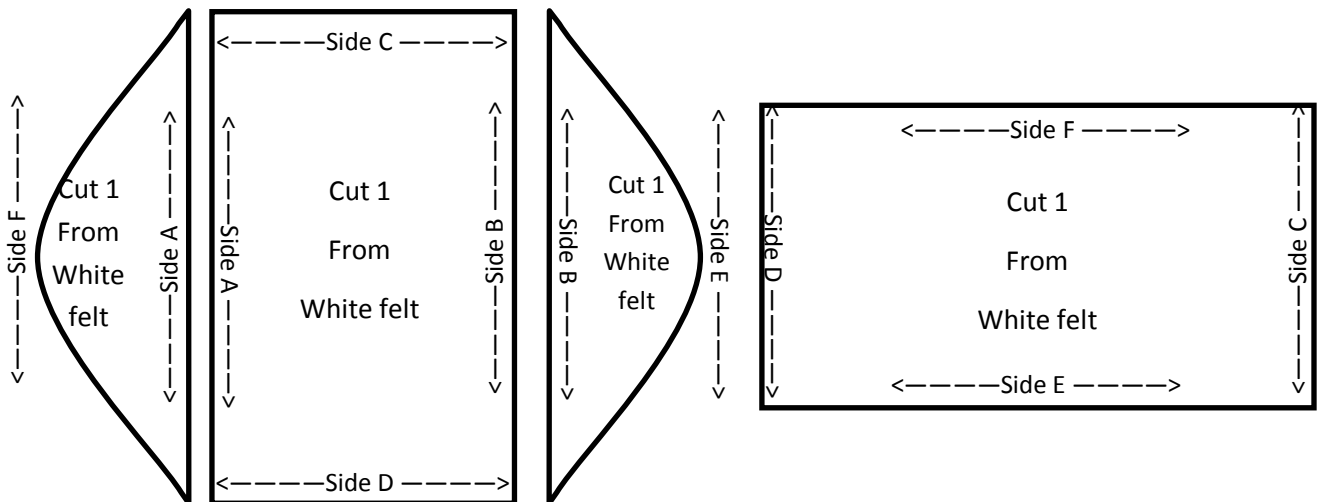
Cut 1 of each  
From  
Orange felt

EXAMPLE



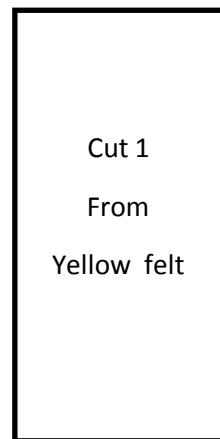
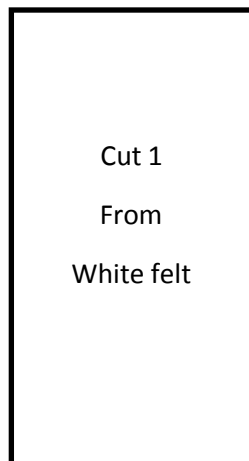
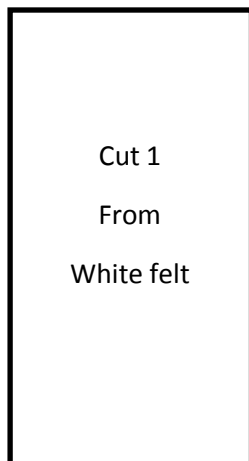
- 1) Cut out pattern pieces.
- 2) To make rice piece sew side A to side A, side B to side B, side C to side C, side D to side D, side E to side E and side F to side F, leaving an opening for stuffing, stuff with toy filling and sew gap closed.
- 3) Sew the orange felt pieces to the white felt piece as shown above.
- 4) Glue or stitch shrimp piece on top of rice piece

# Felt Sushi



- 1) Cut out pattern pieces.
- 2) To make rice piece sew side A to side A, side B to side B, side C to side C, side D to side D, side E to side E and side F to side F, leaving an opening for stuffing, stuff with toy filling and sew gap closed.
- 3) Using white thread embroider lines onto pale pink 'tuna' piece as shown above.
- 4) Glue or stitch tuna piece on top of rice piece


# *Felt Sushi*



Cut 1  
From  
Black felt

- 1) Cut out pattern pieces.
- 2) Sew around the 2 white felt pieces, leaving an opening for stuffing, stuff with toy filling and sew closed.
- 3) Place yellow felt piece on top of white felt pieces. Wrap black felt piece around the middle and glue or stitch ends together on the under side.

# *Felt Sushi*



Cut 1  
From  
Green felt

- 1) Cut out pattern piece.
- 2) Fold in half length ways.
- 3) Roll up piece to create a 4cm tall tube shape. Glue or stitch lower base section to keep in place.
- 4) Cut 1.5cm down the folds on the top section to create the broccoli flowers

# *Felt Sushi*



Cut 1  
From  
Green felt

Cut 1  
From  
White felt

Cut 1  
From  
Red felt

Cut 1  
From  
Black felt

Cut 1  
From  
Yellow felt

- 1) Cut out pattern pieces.
- 2) Roll up yellow felt piece to create a 4cm tall tube shape. Glue or stitch to keep in place.
- 3) Roll up green felt piece to create a 4cm tall tube shape. Glue or stitch to keep in place.
- 4) Roll up red felt piece to create a 4cm tall tube shape. Glue or stitch to keep in place.
- 5) Place the 3 coloured felt tubes together and wrap the white felt piece around the outside. Glue or stitch to keep in place.
- 6) Roll black felt around the outside. Glue or stitch to keep in place.